
Espresso/
Walnut
(EW)Medium
Cherry/
Mahogany
(CM)White/
Gray
(WG)

A – B Reversible Laminate Table Top Reversible table tops have a different color and pattern on each side with coordinating dark gray edge banding. Use with Alera® bases to create height-adjustable workstations, training tables, collaborative spaces or standard desks. Durable laminate is water-, scratch-, and dent-resistant. Coordinating colors with Alera® Valencia™ and Open Office Series. Commercial grade, 1" thick top. **Tops and Bases Sold Separately - ORDER BOTH.**

ID No.	Color	W × D	Shpg. Wt.	Unit	Price
A Rectangular Top					
1 ALE-TT7230EW *	Espresso/Walnut	71½" × 29½"	58 lbs.	EA	265.00
2 ALE-TT7230CM *	Medium Cherry/Mahogany	71½" × 29½"	58 lbs.	EA	265.00
3 ALE-TT7230WG *	White/Gray	71½" × 29½"	58 lbs.	EA	265.00
4 ALE-TT7224EW *	Espresso/Walnut	71½" × 23½"	48 lbs.	EA	190.00
5 ALE-TT7224CM *	Medium Cherry/Mahogany	71½" × 23½"	48 lbs.	EA	190.00
6 ALE-TT7224WG *	White/Gray	71½" × 23½"	48 lbs.	EA	190.00
7 ALE-TT6030EW *	Espresso/Walnut	59½" × 29½"	46 lbs.	EA	227.00
8 ALE-TT6030CM *	Medium Cherry/Mahogany	59½" × 29½"	46 lbs.	EA	227.00
9 ALE-TT6030WG *	White/Gray	59½" × 29½"	49 lbs.	EA	227.00

ID No.	Color	W × D	Shpg. Wt.	Unit	Price
Rectangular Top (cont.)					
10 ALE-TT6024EW *	Espresso/Walnut	59½" × 23½"	40 lbs.	EA	167.00
11 ALE-TT6024CM *	Medium Cherry/Mahogany	59½" × 23½"	40 lbs.	EA	167.00
12 ALE-TT6024WG *	White/Gray	59½" × 23½"	40 lbs.	EA	167.00
13 ALE-TT4824EW *	Espresso/Walnut	47½" × 23½"	33 lbs.	EA	145.00
14 ALE-TT4824CM *	Medium Cherry/Mahogany	47½" × 23½"	33 lbs.	EA	145.00
15 ALE-TT4824WG *	White/Gray	47½" × 23½"	33 lbs.	EA	145.00
16 ALE-TT3624EW *	Espresso/Walnut	35½" × 23½"	26 lbs.	EA	109.00
17 ALE-TT3624CM *	Medium Cherry/Mahogany	35½" × 23½"	26 lbs.	EA	109.00
18 ALE-TT3624WG *	White/Gray	35½" × 23½"	26 lbs.	EA	109.00
B Half Round Top					
19 ALE-TTHR48EW *	Espresso/Walnut	47¼" × 23½"	25 lbs.	EA	145.00
20 ALE-TTHR48CM *	Medium Cherry/Mahogany	47¼" × 23½"	25 lbs.	EA	145.00
21 ALE-TTHR48WG *	White/Gray	47¼" × 23½"	25 lbs.	EA	145.00

* Meets or exceeds ANSI/BIFMA Standards. Top and Base sold and shipped separately—**ORDER BOTH.**



Optional Clamp-on Power Module.



A Flip and Nest Table Base Table flips down and nests in alignment for maximum space savings. Durable, powder-coated steel resists chipping and scratching. Four locking casters for mobility or four glides for fixed usage. Top and base sold and shipped separately. **Top and Base sold and shipped separately—ORDER BOTH.**

ID No.	Height	Color	Shpg. Wt.	Unit	Price
For 60" and 72" Tops					
1 ALE-VA7276BK *	28 3/4"	Black	22 lbs.	EA	425.00
For 36" and 48" Tops					
2 ALE-VA7243BK *	28 3/4"	Black	22 lbs.	EA	367.00

* Meets or Exceeds ANSI/BIFMA Standards.

B Alera® Valencia™ Series Flipper Training Table Base Black powder-coated steel resists chipping and scratching, includes detachable modesty panel. Includes four locking casters for mobility and four glides for fixed usage. Integrated cable management channels and flip down lever to fold and nest tables. **Top and Base sold and shipped separately—ORDER BOTH.**

ID No.	Height	Color	Shpg. Wt.	Unit	Price
For 60" and 72" Tops					
3 ALE-VA737260BK *	28 3/4"	Black	44 lbs.	KT	373.00
For 36" and 48" Tops					
4 ALE-VA734836BK *	28 3/4"	Black	29 lbs.	KT	337.00

* Meets or exceeds ANSI/BIFMA Standards.

C Alera® Valencia™ Series Training Table T-Leg Base Durable, powder-coated steel T-leg table base resists chipping and scratching. Four locking casters for mobility or four glides for fixed usage. 29" high with top. **Top and Base sold and shipped separately—ORDER BOTH.**

ID No.	Height	Color	Shpg. Wt.	Unit	Price
For 72" and 60" Tops					
5 ALE-VA7476BK *	28 3/4"	Black	24 lbs.	KT	277.00
For 48" and 36" Tops					
6 ALE-VA7443BK *	28 3/4"	Black	20 lbs.	KT	243.00

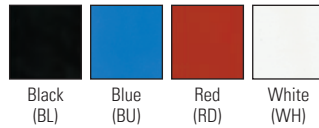
* Meets or exceeds ANSI/BIFMA Standards.



D Three-Outlet Power Module Attach this clamp-on power and data module to tables, desks and lecterns. It features two Ethernet ports and three grounded power outlets. Steel clamp has non-skid pad and fits on tables 3/4" to 1 1/4" thick. Manufacturer's limited five-year warranty.

ID No.	Outlets	Cord Length	Color	Unit	Price
7 SAF-2059BL *	3	8 ft	Black	EA	119.00

* cUL Listed; GREENGUARD Certified; UL Listed.



A CoGo™ Table Provides a versatile and functional table, ideal for outdoor use and easily adaptable for indoor use. Features a durable steel construction that's UV- and weather-resistant, along with an opening on the tabletop to accommodate an umbrella (not included). The table also offers hooks underneath the tabletop to hang purses, backpacks, jackets and other belongings. Great for use in outdoor meeting and gathering areas, as well as a variety of indoor spaces. Powder-coat finish. Pair with Cogo™ Steel Outdoor/Indoor Chairs to complete your look. Powder coated Steel Top. Supports up to 250 lbs. evenly distributed. Manufacturer's limited lifetime warranty.

ID No.	Color	Size	Shpg. Wt.	Unit	Price
1 SAF-4362BL•★	Black	36" dia. x 29½"	59 lbs.	EA	361.00
2 SAF-4362BU•★	Blue	36" dia. x 29½"	59 lbs.	EA	361.00
3 SAF-4362RD•★	Red	36" dia. x 29½"	59 lbs.	EA	361.00
4 SAF-4362WH•★	White	36" dia. x 29½"	59 lbs.	EA	361.00
5 SAF-4361BL•★	Black	30" dia. x 29½"	49 lbs.	EA	309.00
6 SAF-4361BU•★	Blue	30" dia. x 29½"	49 lbs.	EA	309.00
7 SAF-4361RD•★	Red	30" dia. x 29½"	49 lbs.	EA	309.00
8 SAF-4361WH•★	White	30" dia. x 29½"	49 lbs.	EA	309.00

★ GREENGUARD Certified.

B CoGo™ Steel Outdoor/Indoor Stack Chair Supports up to 250 lbs. Seat: 16½" x 16". Back: 21" x 11¼". Overall height: 28¾". Manufacturer's limited lifetime warranty.

ID No.	Seat/Back Color	Base Color	Shpg. Wt.	Qty.	Unit	Price
9 SAF-4360BL•★	Black	Black	40 lbs.	2	CT	350.00
10 SAF-4360BU•★	Blue	Blue	40 lbs.	2	CT	350.00
11 SAF-4360RD•★	Red	Red	40 lbs.	2	CT	350.00
12 SAF-4360WH•★	White	White	40 lbs.	2	CT	350.00

★ GREENGUARD Certified.



C CaféWorks Table Inspire conversation and collaboration with tables that bring people together. Wear-resistant 1¼" thick melamine laminate top resists spills, warping, hot/cold temperatures, and features a vinyl T-mold edge. Powder-coated steel arched base is strong, and adjustable feet compensate for uneven flooring. Supports up to 225 lbs. evenly distributed. Manufacturer's limited fifteen-year warranty.


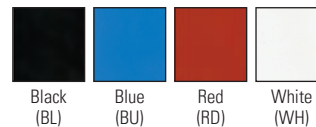
ID No.	Color	Size	Shpg. Wt.	Unit	Price
Café Height (30" high) Square					
13 ICE-65618•★	Graphite Granite	36" x 36" x 30"	54 lbs.	EA	476.95
14 ICE-65617•★	Gray	36" x 36" x 30"	54 lbs.	EA	476.95
15 ICE-65614•★	Walnut	36" x 36" x 30"	54 lbs.	EA	476.95
Café Height (30" high) Round					
16 ICE-65628•★	Graphite Granite	36" dia. x 30"	54 lbs.	EA	476.95
17 ICE-65621•★	Gray	36" dia. x 30"	54 lbs.	EA	476.95
18 ICE-65624•★	Walnut	36" dia. x 30"	54 lbs.	EA	471.95

★ Meets or exceeds ANSI/BIFMA Standards.

D CaféWorks Cafe Chair Supports up to 225 lbs. Seat: 17½" x 18½". Back: 18" x 9". Overall height: 32". Manufacturer's limited fifteen-year warranty.

ID No.	Seat/Back Color	Base Color	Shpg. Wt.	Qty.	Unit	Price
19 ICE-64517•★	Graphite	Silver	30 lbs.	2	CT	373.95

★ Contains 35% total recycled content.





A NSF Approved Stainless Steel Foodservice Prep Table A great work surface for any area. The corrosive-resistant, heat-resistant T430 top is National Sanitation Foundation approved for use with food and has a 2" raked edge. Two "C" channels under the top provide additional strength, preventing the table from sagging over time. The lower shelf is height-adjustable, giving the user the flexibility they need for a variety of tasks. 18-gauge stainless steel top; galvanized steel base and shelf. Stainless Steel Top. Supports up to 800 lbs. evenly distributed. Manufacturer's one-year warranty.

ID No.		Color	Size	Shpg. Wt.	Unit	Price
1	ALE-XS7230	Silver	72" x 30" x 35"	94 lbs.	EA	625.00
2	ALE-XS6030	Silver	60" x 30" x 35"	82 lbs.	EA	570.00
3	ALE-XS4830	Silver	48" x 30" x 35"	69 lbs.	EA	490.00
4	ALE-XS3630	Silver	36" x 30" x 35"	56 lbs.	EA	465.00

NSF Approved.



B Resin Banquet Folding Table Tables for indoor and outdoor usage. Blow-molded, high-density polyethylene top is dent, scratch, stain and water resistant. Legs fold into underside cavity. Folds to 2" for storage. Charcoal gray powder coated 1" steel tub legs with non-marring feet. Blow-Molded High-Density Polyethylene Top. Supports up to 1,000 lbs. (evenly distributed). Manufacturer's limited ten-year warranty.

ID No.		Color	Size	Shpg. Wt.	Unit	Price
Banquet Tables —Holds up to 1,000 lbs. evenly distributed. Square edge.						
5	ALE-65601	Platinum	96" x 30" x 29"	49 lbs.	EA	265.00
6	ALE-65600	Platinum	72" x 30" x 29"	36 lbs.	EA	180.00
7	ALE-65602	Platinum	60" x 30" x 29"	31 lbs.	EA	160.00
Banquet Table —Holds up to 600 lbs. evenly distributed. Square edge.						
8	ALE-65603	Platinum	48" x 24" x 29"	25 lbs.	EA	150.00

Contains 35% pre-consumer recycled content, 35% total recycled content.
ALE-65601, ALE-65600—Meets or exceeds ANSI/BIFMA Standards.



C Fold-in-Half Resin Folding Table Lightweight table is great for both indoor and outdoor use. Conveniently folds in half for compact storage. Table features a fold-away carrying handle and dual casters for convenient transport. Strong powder coated steel frame resists corrosion and provides exceptional stability. Durable resin table top is dent-, scratch- and stain-resistant and washes clean easily. Set-up is simple with gravity-leg locking mechanism. Steel tube legs with non-marring rubber foot caps. Resin Top. Supports up to 400 lbs. evenly distributed. Manufacturer's limited five-year warranty.

ID No.		Color	Size	Shpg. Wt.	Unit	Price
9	ALE-FR72H	White	71" x 30" x 29 1/4"	34 lbs.	EA	229.00


Meets or exceeds ANSI/BIFMA Standards.



D Wood Folding Table Scratch-resistant melamine top is 5/8" thick with a one-piece, 1 1/4" steel apron and protective edging. Fully finished laminate on top and underside to prevent warping. Laminate is scratch-, dent-, and water resistant. Gravity leg-locking mechanism makes set-up quick and easy. Folds to 2 1/2" thick and locks for easy transport and storage. 1" diameter, steel legs have plastic foot caps to protect floors. Holds up to 1,200 lbs evenly distributed. Laminate Top. Supports up to 1,200 lbs. evenly distributed. Manufacturer's limited five-year warranty.

ID No.		Color	Size	Shpg. Wt.	Unit	Price
10	ALE-FT29630BK	Black	96" x 30" x 29"	77 lbs.	EA	299.00
11	ALE-FT29630MY	Mahogany	96" x 30" x 29"	77 lbs.	EA	299.00
12	ALE-FT727230MY	Mahogany	72" x 30" x 29"	63 lbs.	EA	240.00
13	ALE-FT727230BK	Black	72" x 30" x 29"	63 lbs.	EA	240.00
14	ALE-FT727218MY	Mahogany	72" x 18" x 29"	42 lbs.	EA	219.00
15	ALE-FT727218BK	Black	72" x 18" x 29"	42 lbs.	EA	219.00
16	ALE-FT726030MY	Mahogany	60" x 30" x 29"	52 lbs.	EA	229.00
17	ALE-FT726030BK	Black	60" x 30" x 29"	52 lbs.	EA	229.00
18	ALE-FT726018MY	Mahogany	60" x 18" x 29"	35 lbs.	EA	195.00
19	ALE-FT726018BK	Black	60" x 18" x 29"	35 lbs.	EA	195.00
20	ALE-FT724824MY	Mahogany	48" x 24" x 29"	40 lbs.	EA	219.00
21	ALE-FT724824BK	Black	48" x 24" x 29"	40 lbs.	EA	219.00

Meets or exceeds ANSI/BIFMA Standards.



A Padded Steel Stacking Chair Square back. Powder-coated frame. Supports up to 250 lbs. Seat: 15 $\frac{3}{4}$ " \times 15 $\frac{3}{4}$ ". Back: 13" \times 12 $\frac{1}{2}$ ". Overall height: 32 $\frac{1}{2}$ ". Manufacturer's limited five-year warranty.

ID No.	Seat/Back Color	Base Color	Shpg. Wt.	Qty. Unit	Price
Black Frame					
1	ALE-SC68VY10B *	Black	67 lbs.	4 CT	539.00

* Meets or exceeds ANSI/BIFMA Standards.

B Stacking Chair Dolly Sturdy steel powder coated dolly with $\frac{3}{4}$ " raised edge keeps chairs from sliding off. Four casters. Holds 10-12 chairs. Manufacturer's limited five-year warranty.

ID No.	Finish	W \times D	Shpg. Wt.	Unit	Price
2	ALE-SCCART *	Black	22 $\frac{1}{2}$ " \times 22 $\frac{1}{2}$ "	14 lbs.	EA 99.00

* Meets or exceeds ANSI/BIFMA Standards; Powder Coated Tough™.

C Chair/Table Cart Adjustable to accommodate most styles of folding chairs/tables. Convenient steel construction cart can be used as both a folding chair cart or table cart. Adjustable U-bar keeps folding chairs from falling over during transport. U-bar is removable for table storage. Heavy-duty casters; two locking. Holds up to 600 lbs. Includes safety strap. Manufacturer's limited five-year warranty.

ID No.	Finish	W \times D	Shpg. Wt.	Unit	Price
3	ALE-FTCART	Black	20 $\frac{1}{4}$ " \times 50 $\frac{1}{2}$ " to 75 $\frac{1}{2}$ "	65 lbs.	EA 555.00

D Alera® HL Series Height-Adjustable Utility Stool Supports up to 300 lbs. Seat: 16" dia. Overall height: 18" to 24". Manufacturer's limited five-year warranty.

ID No.	Color	Shpg. Wt.	Unit	Price
4	ALE-CS614 *	Black	20 lbs.	EA 272.92

* Meets or exceeds ANSI/BIFMA Standards.

E Alera® IL Series Height-Adjustable Folding Stool Supports up to 300 lbs. Seat: 16" \times 10 $\frac{1}{2}$ ". Back: 14" \times 9". Overall height: 24 $\frac{1}{2}$ " to 34 $\frac{1}{2}$ ". Manufacturer's limited five-year warranty.

ID No.	Seat/Back Color	Base Color	Shpg. Wt.	Unit	Price
5	ALE-CS612 *	Black	20 lbs.	EA	209.93

* Meets or exceeds ANSI/BIFMA Standards. Contains 30% post-consumer recycled content, 30% total recycled content.





A Steel Folding Chair with Two-Brace Support Supports up to 300 lbs. Seat: 15 $\frac{3}{4}$ " \times 15 $\frac{1}{2}$ ". Back: 18" \times 7 $\frac{1}{2}$ ". Overall height: 30 $\frac{3}{4}$ ". Manufacturer's limited five-year warranty.

ID No.	Seat/Back Color	Base Color	Shpg. Wt.	Qty.	Unit	Price
With Vinyl Padded Seat						
1 ALE-FC94VY10B *	Graphite	Graphite	48 lbs.	4	CT	232.00
2 ALE-FC94VY40LG *	Light Gray	Light Gray	48 lbs.	4	CT	232.00
3 ALE-FC94VY50T *	Tan	Tan	48 lbs.	4	CT	232.00
With Vinyl Padded Seat and Back						
4 ALE-FC96B *	Graphite	Graphite	50 lbs.	4	CT	243.00
5 ALE-FC96G *	Light Gray	Light Gray	50 lbs.	4	CT	243.00
6 ALE-FC96T *	Tan	Tan	50 lbs.	4	CT	243.00

* Meets or exceeds ANSI/BIFMA Standards.

B – C Molded Resin Folding Chair

- Perfect for quick setups with large groups, indoors or out.
- Contoured, molded resin seat and back for ergonomic comfort.
- Heavy-duty steel frame features a corrosion-resistant powder-coat finish.
- Folds flat for compact storage.
- Non-marring foot caps protect floor surfaces.
- Manufacturer's limited five-year warranty.

B Premium Molded Resin Folding Chair Supports up to 275 lbs. Seat: 17 $\frac{3}{8}$ " \times 16". Back: 17 $\frac{7}{8}$ " \times 10 $\frac{1}{8}$ ". Overall height: 33 $\frac{3}{8}$ ". Manufacturer's limited five-year warranty.

ID No.	Seat/Back Color	Base Color	Shpg. Wt.	Qty.	Unit	Price
7 ALE-FR9302 *	White	Dark Gray	51 lbs.	4	CT	329.00

* Meets or Exceeds ANSI/BIFMA Standards.

C Molded Resin Folding Chair Supports up to 275 lbs. Seat: 15 $\frac{3}{4}$ " \times 16 $\frac{1}{2}$ ". Back: 8 $\frac{3}{4}$ " \times 17 $\frac{1}{8}$ ". Overall height: 31". Manufacturer's limited five-year warranty.

ID No.	Seat/Back Color	Base Color	Shpg. Wt.	Qty.	Unit	Price
8 ALE-FR9402 *	White	Dark Gray	31 lbs.	4	CT	259.00

* Meets or exceeds ANSI/BIFMA Standards.

D Economy Resin Folding Chair Supports up to 250 lbs. Seat: 15 $\frac{1}{2}$ " \times 15 $\frac{1}{2}$ ". Back: 6 $\frac{1}{2}$ " \times 16 $\frac{1}{2}$ ". Overall height: 31 $\frac{1}{2}$ ". Manufacturer's limited five-year warranty

ID No.	Seat/Back Color	Base Color	Shpg. Wt.	Qty.	Unit	Price
9 ALE-FR9502*	White	White	26 lbs.	4	CT	185.00